

ruakura.co.nz



**Ruakura**  
SUPERHUB

HE IHIIHI NUKU!  
HE IHIIHI RANGI!  
**PRIDE OF PLACE  
FROM LAND TO SKY**

Artist impression



# THE **HEART** OF NEW ZEALAND'S **MOST EFFICIENT** LOGISTICS AND INDUSTRIAL ECONOMY

Ruakura Superhub is a 490ha development by Tainui Group Holdings on behalf of our iwi, Waikato-Tainui.

Recognised by the New Zealand Government as a 'project of national significance', Ruakura Superhub will include an inland port and logistics, industrial, retail, knowledge and residential zones, and an extensive wetland.

Its location on the eastern boundary of Hamilton and proximity to the East Coast Main Trunk line and the new Waikato Expressway make it an ideal anchor for the golden triangle between Auckland, Tauranga and Hamilton.

The inland port is set to transform the upper North Island freight transport network, while the entire development will see an estimated 6,000 to 12,000 people employed within the precinct when it is fully developed.



## WHENUA (land)

Ruakura Superhub is part of a 605ha block returned to Waikato-Tainui in 1995 as part of its historic Treaty of Waitangi raupatu (confiscation) settlement. Ngaati Wairere, Ngaati Hauaa, Ngaati Korokii Kahukura, Ngaati Mahanga, and Ngaati Tamainupoo are represented on the Ruakura Tangata Whenua Working Group which provides iwi advice and support to Tainui Group Holdings.



# LOCATION

At 490 hectares in total, Ruakura Superhub offers some of New Zealand's largest flat sites and the ability for us to scale to the emerging class of super distribution centres demanded by global supply chains.

Immediately adjacent to the south of the inland port is 35ha of consented logistics-zoned land. Based on the strong level of current enquiry and secured tenancies it will have all the elements to provide a thriving logistics ecosystem:

- Warehousing and distribution, including cross-docking
- Container storage, loading/unloading
- Biosecurity/customs procedures
- Related support services.

As shown in the graphic, a 25ha industrial precinct abuts the Logistics Precinct along with a 10ha wetland and 5ha Service Centre. All these usages are consented in the 92ha stage 1 of Ruakura Superhub.

Stage 1 is located between the East Coast Main Trunk line (where the inland port is sited) and Nevada Rd, with Silverdale Rd on the western boundary and the new Waikato Expressway on the eastern boundary.

Earthworks to create the wetland began in December 2020 to form the shape of the wetland, with the planting and walkways due to be completed in the Autumn of 2022.

Civil works for new roading to connect the Superhub to Waikato Expressway and Hamilton city began in February 2021. In partnership with Hamilton City Council, we are delivering a network of public roads and planting over a million native trees and shrubs. Four new roads will be developed, one of which is Ruakura West Road which will replace the existing Ruakura Road. Expected completion date for roading and associated infrastructure and the inland port is mid-2022.

**We are now engaging in discussions with potential tenants for the industrial and logistics zones and we welcome enquiries.**

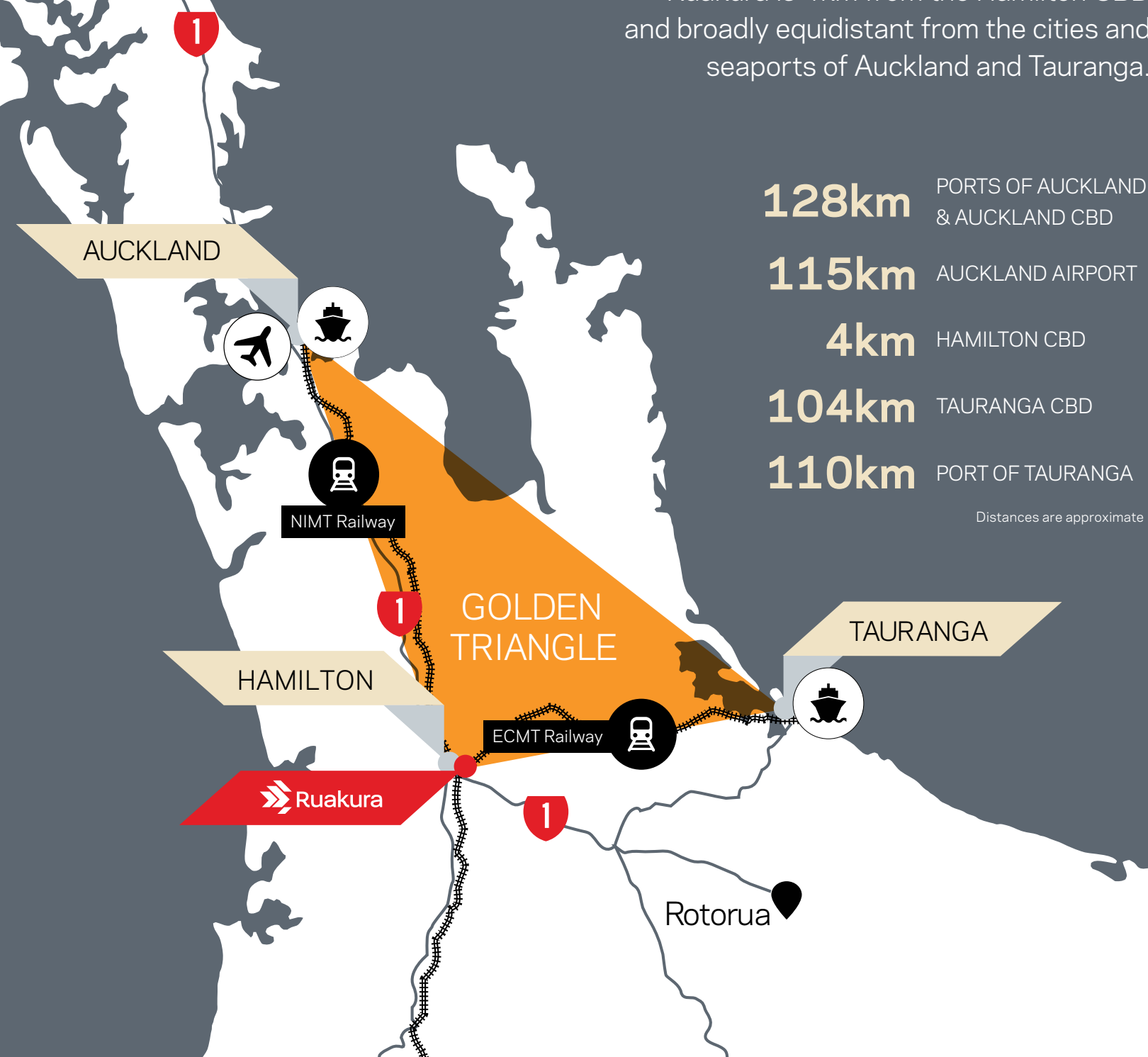




## UNLOCKING THE GOLDEN TRIANGLE

The Golden Triangle of Auckland-Hamilton-Tauranga is home to around half the total population of New Zealand and generates 50% of the total economic activity and 65% of the total freight flows.

Ruakura is 4km from the Hamilton CBD and broadly equidistant from the cities and seaports of Auckland and Tauranga.



## OUR PARTNERS

A development the size and nature of Ruakura Superhub could not be possible without strong partnerships.

We acknowledge our key partners:

### New Zealand Government

Supporting development with funding of public infrastructure through the Provincial Growth Fund and Crown Infrastructure Partners



Providing funding for transport infrastructure and is leading public road construction within the Superhub



New Zealand's largest port operator and our port operations partner

Ruakura Superhub is also supported by many local, national and iwi businesses spanning civil engineering, earthworks, plant nursery, environmental management, project management, and planning, design and construction.

We are also working closely with Waka Kotahi (NZTA) as it completes the Waikato Expressway.

## MEET THE TEAM



PIERRE TOHE *(left)*

Pierre is General Manager Engagement. His team leads communications activity and community liaison and engagement.

PETER TUCK *(centre)*

Peter is General Manager Development for Tainui Group Holdings and leads the Ruakura Superhub team.

MIKE CONLON *(right)*


Mike is Project Manager for Ruakura Superhub and is the point of contact for local residents.



# SUSTAINABILITY

Sustainability has been ‘designed in’ to many aspects of Ruakura Superhub.

## WAIKATO-TAINUI ENVIRONMENTAL PLAN & WHAKATUPURANGA 2050



### IWI OWNED

Unique iwi vision for Ruakura.



### TECHNOLOGY-LED

Leading in digitisation and automation.



### GREENSPACES

Public cycleways and walkways, amenities for the community.



### DESIGN & CONSTRUCTION

Adoption of eco-friendly building practices and iwi designs.



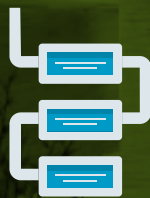
### ROAD TO RAIL

Moving cargo off road and onto rail will remove 65,000 long haul truck journeys a year. This will save 13,100 tonnes of CO<sup>2</sup> emissions per year which equates to almost 367,000 tonnes over a 30 year period.



### TUNA & MOKOMOKO

Ruakura Superhub will incorporate 23km of high quality fish habitat, double the existing habitat.



### WAI ORA

Enhancing our stormwater with open swales and expansive wetland. Stage 1 includes one million new native plants.



### SOLAR ENERGY

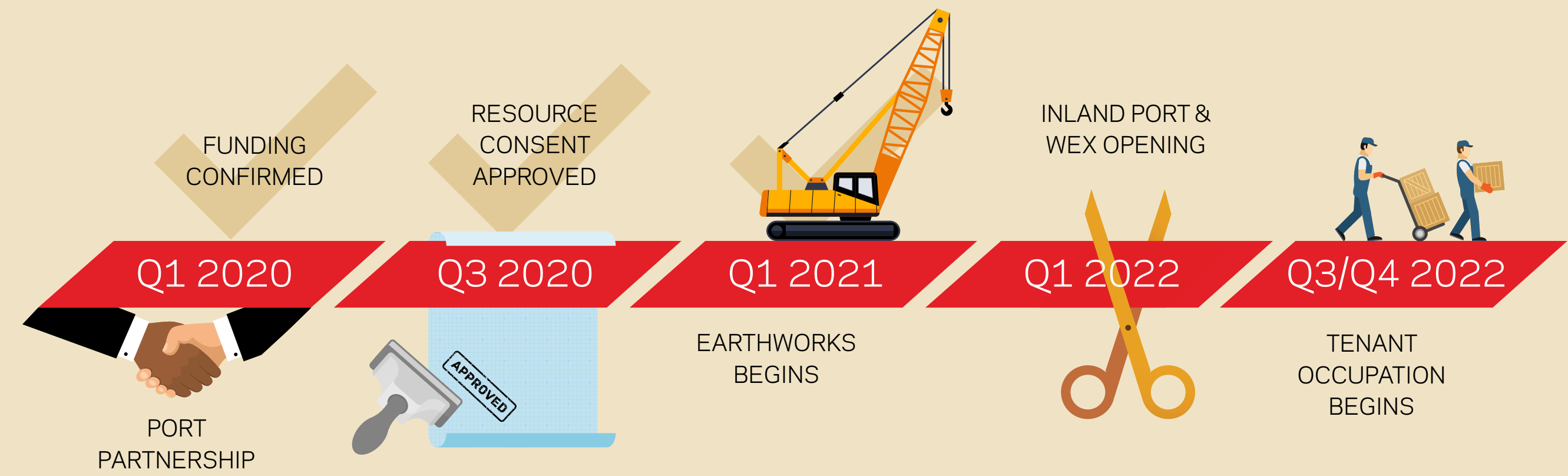
Additionally, a planned 5mw solar generation on site will save 600 tonnes of CO<sup>2</sup> per year, amounting to 16,800 tonnes of CO<sup>2</sup>, over a 30 year period.

## A GOOD NEIGHBOUR

Alongside our commitment to the environment is our intention to be a good neighbour. We want to make sure that residents are kept informed as works progress and that we minimise impacts as much as we can.



INDICATIVE  
TIMELINE  
WHAT'S NEXT?



INTERESTING  
FACTS


Combined, more than **5km of new roads** will be completed by mid-2022.

The inland port will include **two 800m rail sidings**, enabling full length trains between Tauranga and Auckland to efficiently load and unload.

pride, strength, courage, vigour      Earth Mother (Papatuaanuku)

**HE IHIIHI NUKU!**  
**HE IHIIHI RANGI!**

Sky Father (Ranginui)



Our tagline for Ruakura Superhub can be translated as 'pride of place from land to sky'. It is an indication of our pride as iwi in this whenua and in what it will become.

Ruakura Superhub will add around 8% of urban and industrial land area to Hamilton City. It will be **larger than the Auckland CBD**.



**[www.ruakura.co.nz](http://www.ruakura.co.nz)**

EMAIL: [enquiries@ruakura.co.nz](mailto:enquiries@ruakura.co.nz)

FREEPHONE: 0508 RUAKURA (0508 782 5872)



A Tainui Group Holdings  
development